



BSK1 MULTIPEPTIDES HA BIO-REVITALIZATION SOLUTION



WHAT IS IT?

Sterile cosmeceutical solution with 13 vitamins, 20 amino acids, 2 co-enzymes, 8 minerals, 5 peptides and high, medium and low molecular weight hyaluronic acid, with revitalizing action.

It contains antioxidants, protective and moisturizing agents that help to restore extracellular matrix.

APPLICATION METHODS

Apply on the area to be treated, giving a light massage until product complete absorption. Suitable for cosmetic treatments and virtual mesotherapy.



PRESENTATION

5 Vials x 10ml / 0.35 Fl. Oz.

USE

Facial

INGREDIENTS

- Aqua
- Hyaluronic acid
- Vitamins
- Amino acids
- Co-enzymes
- Minerals
- Peptides

ACTION

- Revitalization
- Antioxidant
- Protector
- Moisturizer

STUDIES

HYALURONIC ACID

CUBE³ helps decreasing the appearances of time through:

- A lifting effect
- An improvement of global epidermis health
- An enhanced skin penetration of active ingredients

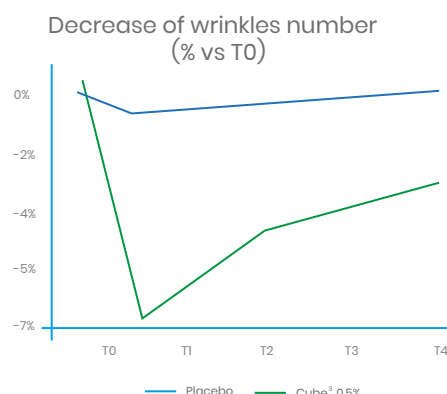
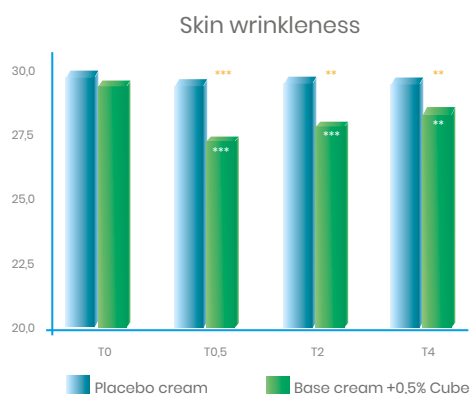
Skin surface analysis / WRINKLENESS

CUBE3 formulated at 0,5% significantly diminishes wrinkles number versus placebo, by 6,81% and 4,53% after 30 and 120 minutes.

In vivo study: On 10 women, age 30 to 50. Material: visioscan.

Image analysis of parameters on wrinkle volume and SEw, skin wrinkledness at T0 before product application, 30, 120 & 240 minutes (T0,5, T2 & T4) after application.

*p<0,05 - **p<0,01 - ***p<0,001



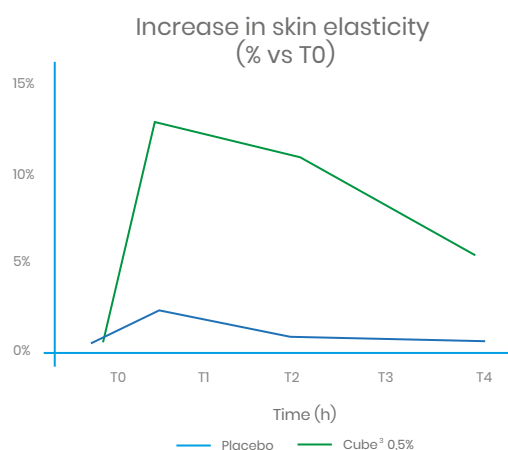
Skin surface analysis / ELASTICITY

CUBE3 formulated at 0,5% significantly improves elasticity versus placebo, by 12,74% and 6,16% after 30 minutes.

In vivo study: On 10 women, age 30 to 50. Material: Cutometer MPA580.

Skin elasticity measured (suction/elongation) at T0 before product application, 30, 120 & 240 minutes (T0, T0,5, T2 & T4) after application.

*p<0,05 - **p<0,01 - ***p<0,001



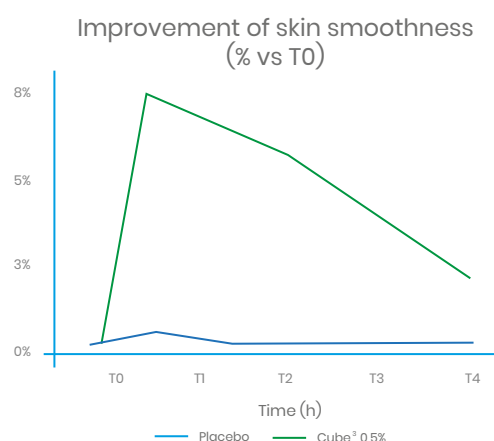
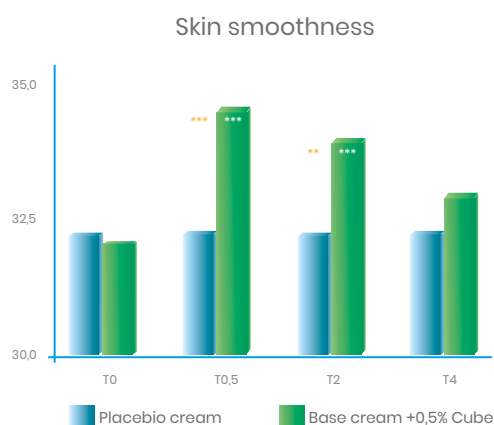
STUDIES

Skin surface analysis / SMOOTHNESS

CUBE3 formulated at 0,5% significantly improves smoothness versus placebo, by 7,57% and 6,16% after 30 and 120 minutes.

In vivo study: On 10 women, age 30 to 50. Material: visioscan. Image analysis of parameters on SESm, skin smoothness at T0 before product application, 30, 120 & 240 minutes (T0, T0,5, T2 & T4) after application.

*p<0,05 - **p<0,01 - ***p<0,001



Permeation / COMPARATIVE DATA

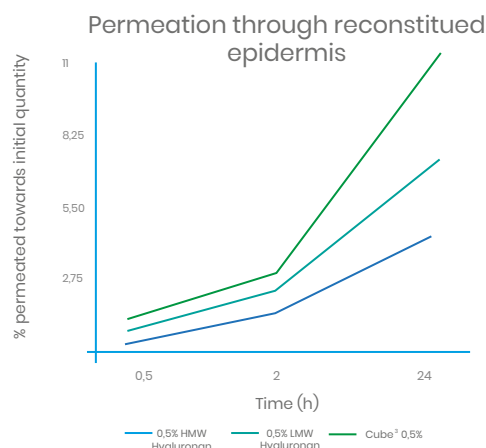
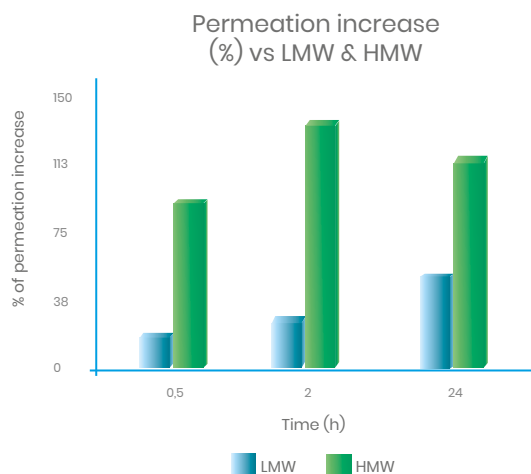
Permeation test

In-vitro test, reconstructed human epidermis.

Determination of ingredient permeation showed a close-dependent profile.

Comparative data to classic ingredients

PRINCIPIA CUBE3 demonstrates a greater percutaneous absorption performance versus both low or high molecular weight hyaluronans, when formulated at 0,5% in an emulsion. This quick improvement persists in time (highest improvement peak after 24h), with steady and important performances (up to 1,25x more performant than HMW and up to 0,55x more performant than LMW).



In vitro study: On reconstructed human epidermis model (RHE, Skinethic). Ingredient under skin culture is calculated using ELISA method.

STUDIES

20 AMINO ACIDS

The amino acids on the skin have a hydrating, antioxidant effect, help in the regeneration pathways of collagen and promote cell repair.

13 VITAMINS

Vitamins are essential to give light and good appearance to dry, mature or aged skin due to sun exposure. They act synergistically with the amino acids and peptides present in the formula, reinforcing their activity.

Peptides

The peptides present in the formula provide an immediate effect that smoothes expression lines, and in the long term since they help the generation of hyaluronic acid and the skin's own collagen.

CO-ENZYMES

Co-enzymes are antioxidant molecules, which contribute to the protection of the skin from external aggressions, to prevent aging.

MINERALS

Mixture of minerals that contributes to Activates the metabolism of fibroblasts essential for the production of collagen and elastin. Helps prevent premature aging.

BSK1 · MULTYPEPTIDES HA BIO-REVITALIZATION SOLUTION

STEP BY STEP

1

SKIN PREPARATION

- Cleanse the skin of the treatment area
- Exfoliate dead skin cells to enhance skin permeability, preferably with a soft mechanical peel/abrasion
- Cleanse the area again and disinfect the skin

2

ANALYSIS & MIXTURE

Analyse the patients skin according to their treatment objectives and select the appropriate solution.

3

APPLY INGREDIENT SOLUTIONS

Drop the solution with a dropper or a syringe directly onto the skin of the Meso Pen/Dermal Roller treatment area, see diagrams. If your No Needle Mesotherapy/Transdermal Delivery System uses a conductive gel, mix the solution with it.

4

TREATMENT WITH MESO PENS

- A · Ensure the Pen is plugged in or charged and insert a sterile needle head into its tip
- B · Configure the Meso Pen speed and depth settings in accordance with the area and the condition being treated
- C · Gently hold the skin of the treatment area to make it taught, whilst, with your Pen:



Make small circles
from left to right



Work from top
to bottom

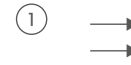


Work diagonally

Exert gentle but constant pressure with the Pen
Continue to drop the solution on the treatment area as you proceed

TREATMENT WITH DERMAL ROLLERS

- A · Choose the appropriate Dermal Roller needle length in accordance with the area and the condition being treated
- B · Ensure the Meso Roller is disinfected and sterile
Gently hold the skin of the treatment area to make it taught, whilst, with your
- C · Roller:



Roll from left to right



Roll from top
to bottom



Roll diagonally

Exert gentle but constant pressure with the Roller
Continue to drop solution on the treatment area as you proceed

TREATMENT WITH NO NEEDLE MESOTHERAPY / TRANSDERMAL DELIVERY SYSTEMS

Follow the directions given by your device manufacturer.
With some systems, the solution is mixed with a conductive gel, with others, dropped onto the skin during treatment.

5

POST TREATMENT PROCEDURE & RECOMMENDATIONS

It can be beneficial to not wash the skin after treatment unless using a conductive gel.
It can be beneficial to avoid applying cosmetics, other than sun block, and also to avoid prolonged sun exposure or up to seven days.
Keep good clinical records of patient and treatment details and observations, including solutions used.

BSK1 · MULTYPEPTIDES HA BIO-REVITALIZATION SOLUTION



PRODUCT IMAGE



Preserve between 5°C y 25°C. Keep out of children's reach. Avoid contact with eyes and mucous membranes. Suspend its use if there is allergy, sensitivity or hipersensitivity to the product.

Cosmetic product. Topical use. External use.



Gran Via Carles III 98 Torre Norte, Planta 10ª
08028 Barcelona - Spain
info@bioskincosmetic.com
www.bioskincosmetic.com

BSK1 · MULTYPEPTIDES HA

BIO-REVITALIZATION SOLUTION



Recommended
volume (ml) per area

Recommended
depth per area

