BSK19
L-CARNITINE
REDUCING SOLUTION

BIOSKIN
DERMOLIFE COSMETIC

WHAT IT IS?

Sterile cosmeceutical solution with L-carnitine and tea extract (Camellia sinensis) rich in polyphenols and methylxanthines, for treatment against the visible symptoms of cellulite and local fats.

Pronounced lipolytic effect on cellulite and localized fat deposits, improvement in skin appearance and reduction of visible cellulite symptoms.

HOW TO USE

Body product. Apply on the area to be treated, giving a light massage until product complete absorption. Suitable for cosmetic treatments and virtual mesotherapy.

PRSENTATION

10 Amp. x 5ml / 0.175 Fl. Oz.

USE

Body Product

INGREDIENTS

· L-Carnitine
· Tea Extract

ACTION

· Lipolytic
· Reducing

BIOSKIN
DERMOLIFE COSMETIC

Gran Via Carles III 98 Torre Norte, Planta 10ª
08028 Barcelona - Spain
info@bioskincosmetic.com
www.bioskincosmetic.com

BSK19 · L-CARNITINE
REDUCING SOLUTION

BIOSKIN
DERMOLIFECOSMETIC

STEP BY STEP

1

SKIN PREPARATION

- Cleanse the skin of the treatment area
- Exfoliate dead skin cells to enhance skin permeability, preferably with a soft mechanical peel/abrasion
- Cleanse the area again and disinfect the skin

2

ANALYSIS & MIXTURE

Analyse the patients skin according to their treatment objectives and select the appropriate solution.

3

APPLY INGREDIENT SOLUTIONS

Drop the solution with a dropper or a syringe directly onto the skin of the Meso Pen/Dermal Roller treatment area, see diagrams. If your No Needle Mesotherapy/Transdermal Delivery System uses a conductive gel, mix the solution with it.

4

TREATMENT WITH MESO PENS

A · Ensure the Pen is plugged in or charged and insert a sterile needle head into its tip
B · Configure the Meso Pen speed and depth settings in accordance with the area and the condition being treated
C · Gently hold the skin of the treatment area to make it taught, whilst, with your Pen:

Make small circles from left to right | Work from top to bottom | Work diagonally

Exert gentle but constant pressure with the Pen
Continue to drop the solution on the treatment area as you proceed

TREATMENT WITH DERMAL ROLLERS

A · Choose the appropriate Dermal Roller needle length in accordance with the area and the condition being treated
B · Ensure the Meso Roller is disinfected and sterile
Gently hold the skin of the treatment are to make it taught, whilst, with your
C · Roller:

Roll from left to right | Roll from top to bottom | Roll diagonally

Exert gentle but constant pressure with the Roller
Continue to drop solution on the treatment area as you proceed

TREATMENT WITH NO NEEDLE MESOTHERAPY / TRANSDERMAL DELIVERY SYSTEMS

Follow the directions given by your device manufacturer. With some systems, the solution is mixed with a conductive gel, with others, dropped onto the skin during treatment.

5

POST TREATMENT PROCEDURE & RECOMMENDATIONS

It can be beneficial to not wash the skin after treatment unless using a conductive gel.
It can be beneficial to avoid applying cosmetics, other than sun block, and also to avoid
prolonged sun exposure or up to seven days.
Keep good clinical records of patient and treatment details and observations, including solutions used.

BIOSKIN
DERMOLIFECOSMETIC

Gran Via Carles III 98 Torre Norte, Planta 10ª
08028 Barcelona - Spain
info@bioskincosmetic.com
www.bioskincosmetic.com

BSK19 · L-CARNITINE
REDUCING SOLUTION

PRODUCT IMAGE

Preserve below 25ºC. Keep out of children's reach. Avoid contact with eyes and mucous membranes. Suspend its use if there is allergy, sensitivity or hypersensitivity to the product.

Cosmetic product. External use. Not injectable.

BIOSKIN DERMOLIFECOSMETIC
Gran Via Carles III 98 Torre Norte, Planta 10ª
08028 Barcelona - Spain
info@bioskincosmetic.com
www.bioskincosmetic.com

BSK19 · L-CARNITINE
REDUCING SOLUTION

BIOSKIN
DERMOLIFECOSMETIC

Recommended volume (ml) per area

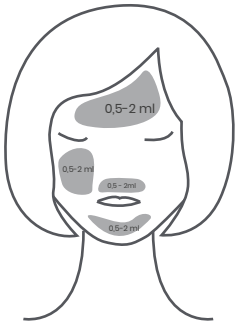

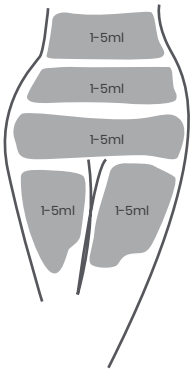

Recommended depth per area

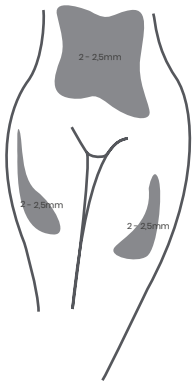

BIOSKIN
DERMOLIFECOSMETIC

Gran Via Carles III 98 Torre Norte, Planta 10ª
08028 Barcelona - Spain
info@bioskincosmetic.com
www.bioskincosmetic.com